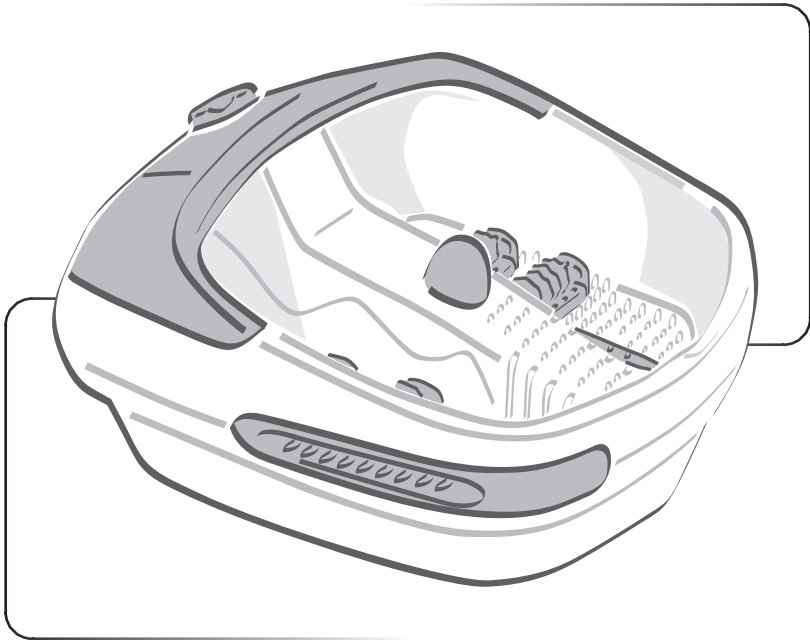


Foot Massager

Instruction Manual

EN



SENCOR®

SFM 3838

Introduction

Proper use produces a measurable increase in blood circulation in the skin of the feet which manifests itself in a pleasant and lasting feeling of warmth (rise in skin temperature). Foot baths at regular intervals can produce improved blood circulation in the feet and indirectly in the entire leg area as well.

Temperature-controlled heaters maintain the desired temperature throughout your massager when you turn on the unit to the appropriate settings.

There are about 400 stimulating nodes acting as gentle fingers to make contact with the soles of your feet and give you most effective and invigorating massage. You can easily control their effectiveness by simply pressing down lightly or letting up the pressure with your feet. There are 70 air jets providing a relaxation warm bubble bath to your feet.

Read instructions before use:

When using electrical appliances, especially when children are present, basic safety precautions should always be followed as below:

- This appliance is not intended for use by persons (including children) with reduced physical, sensory or mental capabilities, or lack of experience and knowledge, unless they have been given supervision or instruction concerning use of the appliance by a person responsible for their safety. Children should be supervised to ensure that they will not play with the appliance.
- Do not attempt to plug in or unplug the unit while your feet are immersed in the water.
- Before plug in or unplug the unit, be sure the rotary switch is in „0“ position.
- Never immerse the unit completely into water or other liquids for cleaning or other purposes.
- Do not stand up or do not place any objects into the unit. Use it only when you are sitting.
- Do not leave the unit „on“ when it is not in use or ready for use.
- Do not operate the unit if it has a damaged cord or plug. If it is not working properly or has been dropped or damaged in any way whatsoever. Take it to the authorized service centre for examination and repair, or for mechanical adjustment.
- Do not pull the unit by the cord, or use as a handle.
- Close supervision is necessary when the unit is used near children, or invalids.
- Do not use while sleeping, or if you feel drowsy.
- Place the unit on a flat surface only. Do not use it outdoors.
- Discontinue use if you feel discomfort, any pain or irritation. Never use the unit for swollen or inflamed feet, or if feet have any skin eruptions. Consult your physician first.
- While using the appliance the surface becomes hot. Persons insensitive to heat must be careful when using the appliance.
- If the supply cord is damaged, it must be replaced by the service agent or a similarly qualified person in order to avoid a hazard.
- This appliance is not intended for use by children or other persons without assistance or supervision if their physical, sensory or mental capabilities prevent them from using it safely. Children should be supervised to ensure that they do not play with the appliance.

This appliance may be plugged into AC electrical outlet (230 V). Do not use any other outlets.

Care and maintenance:

This appliance is appointed for household use. There are no user serviceable parts inside. Do not try to open or change the parts by yourself. Please refer to qualified electrical service or return the unit to the nearest service centre if a repair is needed. This is a health care unit, not a washbasin. Clean your feet before use and use clean and soft water.

Deposit will clog air jets and undermine the bubble effect.

How to use your foot massager:

- Recommended time of continuous massage is 15 minutes. Excessive use could be harmful to your feet. Do not exceed 30 minutes of foot massage.
- Place the appliance on a flat and dry surface and the non-skid rubber feet will prevent it from slipping. Be sure the rotary switch is in „0“ position. Fill the unit with warm water (in desired temperature) and do not fill it over the „MAX“ water-level mark. This unit is designed to maintain the water temperature at a comfortable level, not to raise the foot bath temperature. Plug the unit into AC outlet (230 V). Do not stand on the appliance whenever the unit is operated or not. Do not plug the appliance in while your feet are in the water.

The unit shall be used with clean water only. Only some setting allows you to use it without water.

DO NOT CONNECT OR DISCONNECT THE PLUG FROM THE POWER OUTLET WHILE YOUR FEET ARE IN THE WATER.

Seat yourself comfortably, place your feet on the foot rests and select the desired setting.

Using the rotary switch you can select the following settings:

Foot Massager

SFM 3838

EN

M - COLD WATER MASSAGE OR FOOT MASSAGE WITHOUT WATER

Set the rotary switch to position M if you want to massage your feet in cold water. A foot vibration massage without water is also possible with this setting.

A+W+M – WARM FOOT BATH AND MASSAGE

Select this setting for warm bubble bath with foot massage. The built-in heater delays temperature drop of the warm water while bathing.

W+A – WARM FOOT BATH

With this setting you can enjoy warm bubble foot bath. This is an ideal setting for stimulation from previous massage appliances to gradually subside.

O – OFF

By this setting you will turn the unit off.

You can fit your feet on the massage ball base situated on the central part of the unit or on the detachable massage rollers for partial massage whenever you like. When you are through with the massage, just rotate the switch to „0“ position. Then remove your feet from the unit and unplug it.

REMEMBER NOT TO STAND ON THE UNIT.

To empty, tilt the unit over a sink or tub to enable water to flow out through drain spout. Rinse out and dry the unit. Never immerse the whole unit into the water or any other liquids.

Cleaning

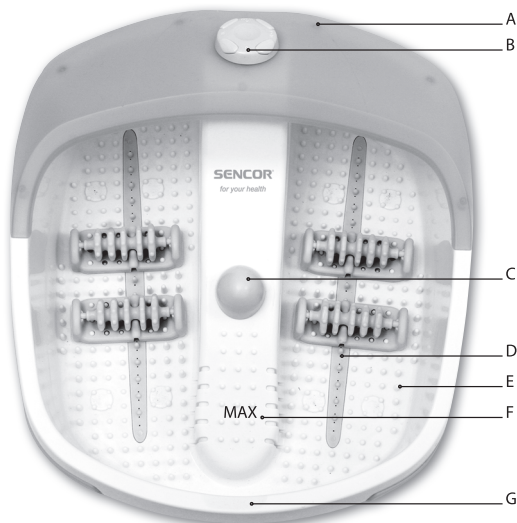
After use simply rinse it with clean water. Never immerse the whole unit into water. If you wish, you can wipe off all surfaces with a cloth damped in water and a mild detergent. Then wipe the unit dry.

Storage

Be sure the unit is unplugged, cooled down and free of water. The power cord shall be wound round the wiring holder before storage. Never hang the unit on the power cord. Then store it in a clean and dry place.

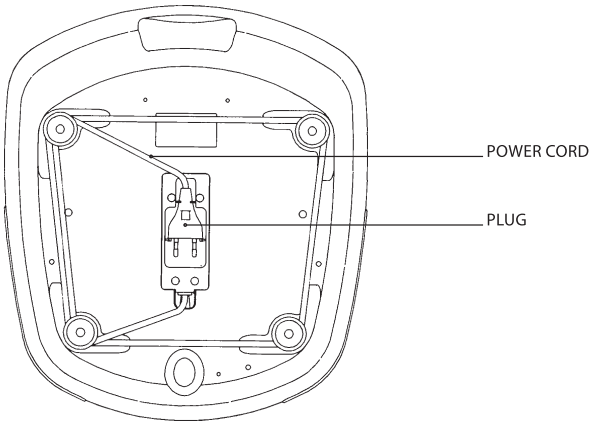
General description

- A – Cap
- B – Rotary switch
- C – Massage ball
- D – Air nozzle
- E – Stimulating nodes
- F – Max water-level mark
- G – Drain spout

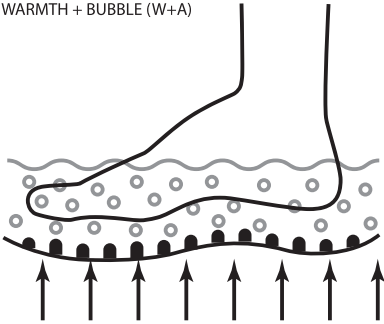
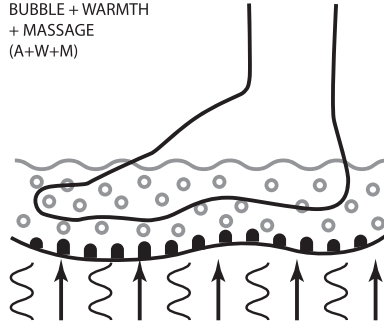


Foot Massager

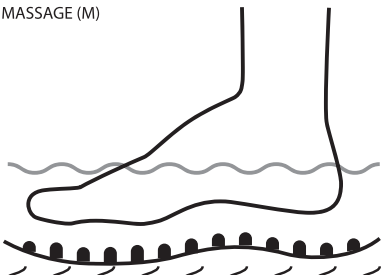
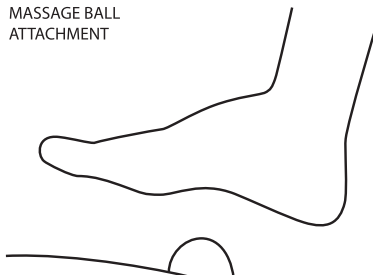
SFM 3838



WARMTH + BUBBLE (W+A)

BUBBLE + WARMTH
+ MASSAGE
(A+W+M)

MASSAGE (M)

MASSAGE BALL
ATTACHMENT

Technical features:

230 V~50 Hz, 90 W

Class of protection against electrical shock: II

Degree of protection against moisture: IPX4

INSTRUCTIONS AND INFORMATION REGARDING THE DISPOSAL OF USED PACKAGING MATERIALS

Dispose of packaging material at a public waste disposal site.

DISPOSAL OF USED ELECTRICAL AND ELECTRONIC APPLIANCES



The meaning of the symbol on the product, its accessory or packaging indicates that this product shall not be treated as household waste. Please, dispose of this product at your applicable collection point for the recycling of electrical & electronic equipment waste. Alternatively in some states of the European Union or other European states you may return your products to your local retailer when buying an equivalent new product. The correct disposal of this product will help save valuable natural resources and help in preventing the potential negative impact on the environment and human health, which could be caused as a result of improper liquidation of waste. Please ask your local authorities or the nearest waste collection centre for further details. The improper disposal of this type of waste may fall subject to national regulations for fines.

For business entities in the European Union

If you wish to dispose of an electrical or electronic device, request the necessary information from your seller or supplier.

Disposal in other countries outside the European Union

If you wish to dispose of this product, request the necessary information about the correct disposal method from local government departments or from your seller.



This product meets all the basic EU regulation requirements that relate to it.

Changes to the text, design and technical specifications may occur without prior notice and we reserve the right to make these changes.

